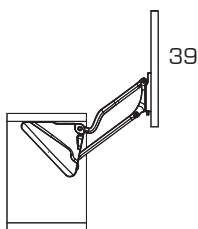


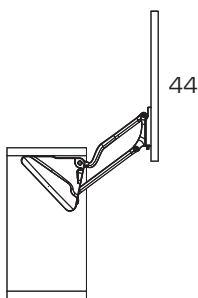
150 N	_____
200 N	_____
250 N	_____
300 N	_____
350 N	_____
400 N	_____
450 N	_____
500 N	_____
550 N	_____
600 N	_____
650 N	_____

Kg	
min	max
2.0	3.6
3.6	5.3
5.1	7.0
6.6	8.4
8.0	10.0
9.7	11.6
11.0	12.8
12.3	14.4
13.4	15.8
14.8	16.9
16.0	18.5



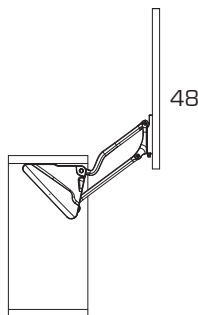
150 N	_____
200 N	_____
250 N	_____
300 N	_____
350 N	_____
400 N	_____
450 N	_____
500 N	_____
550 N	_____
600 N	_____
650 N	_____

Kg	
min	max
2.0	3.0
3.0	4.6
4.0	6.0
5.0	7.2
6.0	8.6
7.5	9.8
8.6	11.0
9.8	12.4
10.7	13.8
11.8	15.0
13.5	16.2



150 N	_____
200 N	_____
250 N	_____
300 N	_____
350 N	_____
400 N	_____
450 N	_____
500 N	_____
550 N	_____
600 N	_____
650 N	_____

Kg	
min	max
1.5	2.5
2.5	4.0
3.2	5.1
4.1	6.2
5.2	7.6
6.5	8.8
7.7	9.9
9.0	11.0
10.0	12.0
11.1	13.1
12.0	13.9



150 N	_____
200 N	_____
250 N	_____
300 N	_____
350 N	_____
400 N	_____
450 N	_____
500 N	_____
550 N	_____
600 N	_____
650 N	_____

Kg	
min	max
1.0	2.0
2.0	3.5
2.8	4.5
3.9	5.4
4.9	6.6
5.8	7.7
6.8	9.0
7.8	10.0
8.7	10.9
9.7	11.9
10.7	12.8